



The Worm (age 3-12 years)

Ref. KZM3001

Last check may/2018

Page 1/3

EN-1176-1: 1/7



SERIE
ANIMALS
SERIES
special projects



Technical data.

Assembly: 4 pers. 4 hours.

Weight: 1.000 Kg.

Total high: 2,35 m.

Free fall height: 1,35 m.

Safety area: 62,54 m².

Biggest element dimensions: 4,30 m.

Spare parts disponibility: 3 years.



C/ Foia, 13
P.I. Alquería
de Moret
46210 Picanya
(Valencia)



+34 963 313 677



kiwi@kiwipw.com



kiwiplaygrounds.com

The company reserves
the right to perform
any modification or
change in their products.

Technical information

Animal: Build in polyester painted by mass, with gel-coat of predominant colour and anti-graffiti treatment.

Swing chains: On galvanized steel.

Swing seats: Made in injected rubber with aluminium-core.

Climbing net: Hérkules strings of 16 Ø mm. with internal reinforcement in steel.

Platforms: Stepable zone realized in high resistance continuous wet-pour rubber surfacing (EPDM).

Screws: On galvanized steel.

Bindings: In polyester with fiberglass reinforcement. to screw on foundation.

MULTIGAMES THEMED AREAS



The Worm (age 3-12 years)

Ref. KZM3001

Last check may/2018

Page 2/3

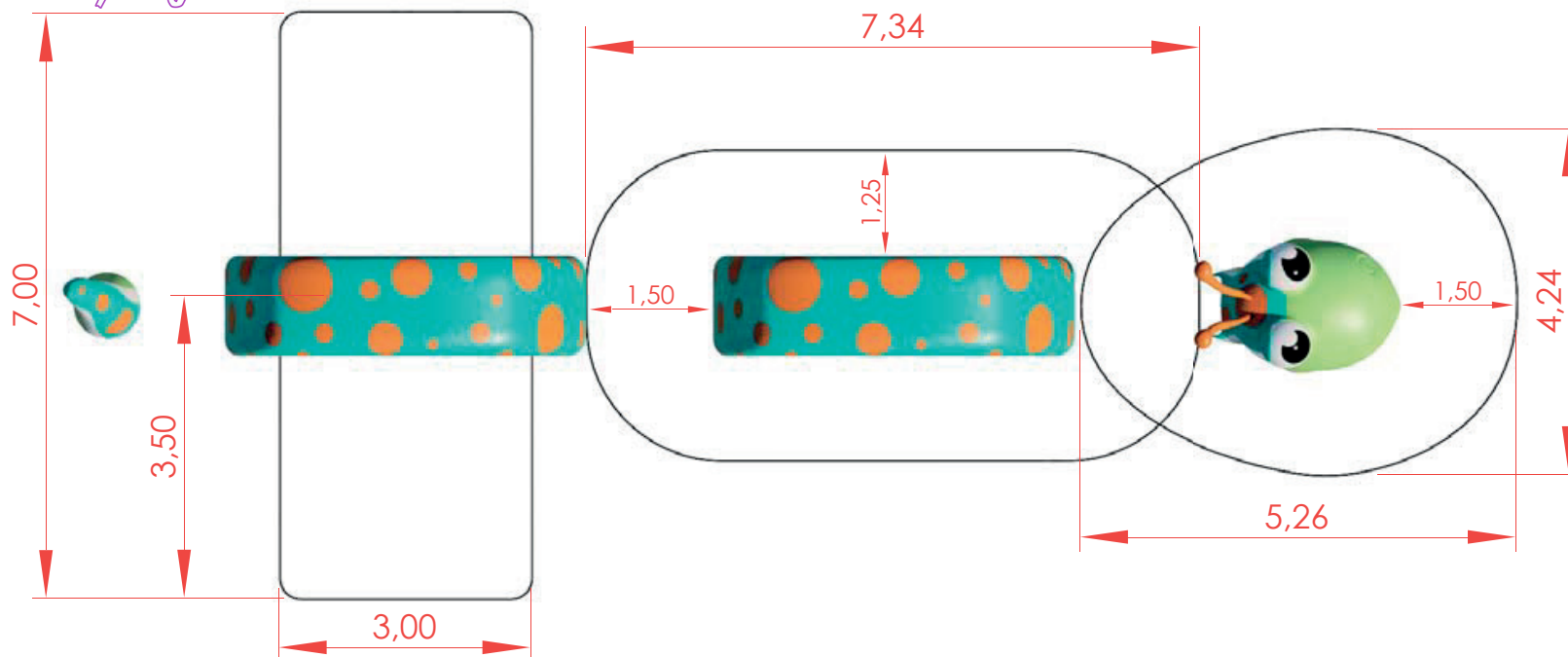
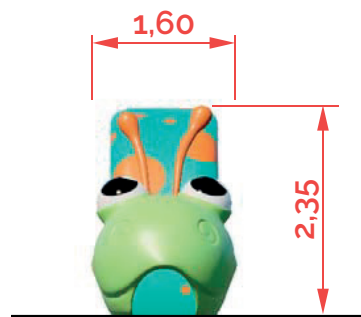
EN-1176-1: 1/7



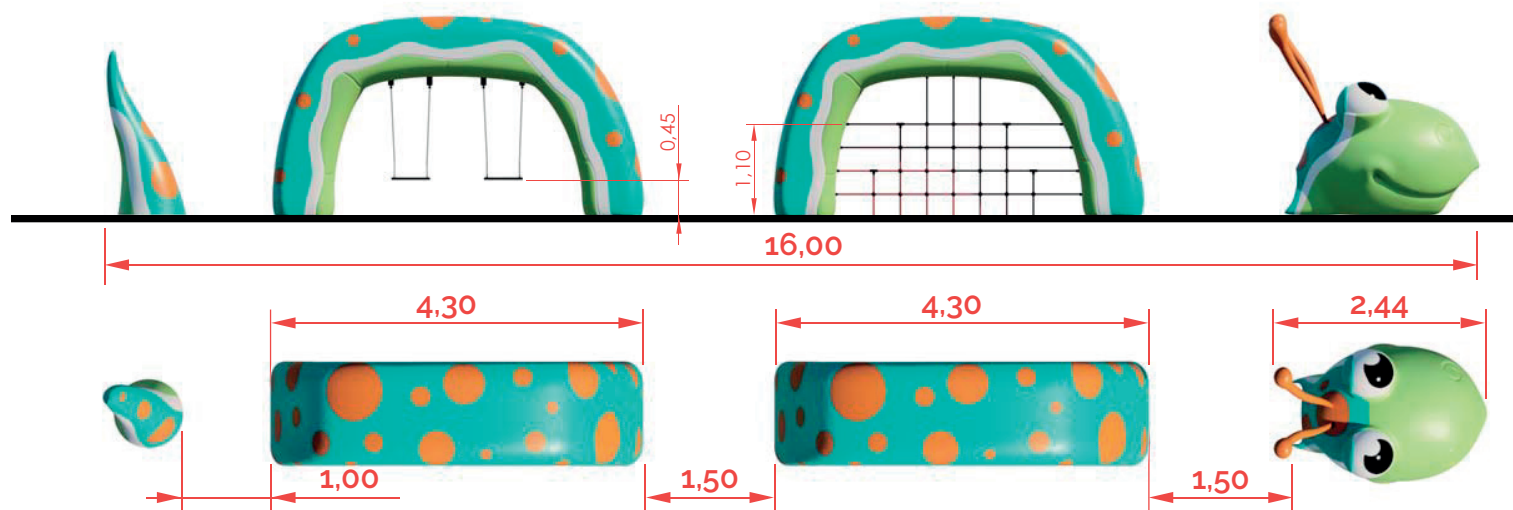
SERIE
ANIMALS
SERIES
special projects

Note: The separation and orientation of the different elements, head, body and tail, can vary, as long as the necessary safety areas of each element do not conflict. Consult possible alternatives.

Total safety area: 62,54 m²



General dimensions (in meters).



C/ Foia, 13
P.I. Alqueria
de Moret
46210 Picanya
(Valencia)



+34 963 313 677



kiwi@kiwipw.com



kiwipw.com

The company reserves
the right to perform
any modification or
change in their products.

MULTIGAMES THEMED AREAS



SERIE
ANIMALS
SERIES
special projects



C/ Foia, 13
P.I. Alquería
de Moret
46210 Picanya
(Valencia)



+34 963 313 677




kiwi@kiwipw.com



kiwiplaygrounds.com

The company reserves
the right to perform
any modification or
change in their products.

**Foundation dimensions for a straight distribution
of the elements.**
For other distributions, consult us.



Installation.

Anchored to the floor with expansion bolts. Finished with compacted material coating either continuous wet-pour rubber surfacing or rubber tiles.

Maintenance.

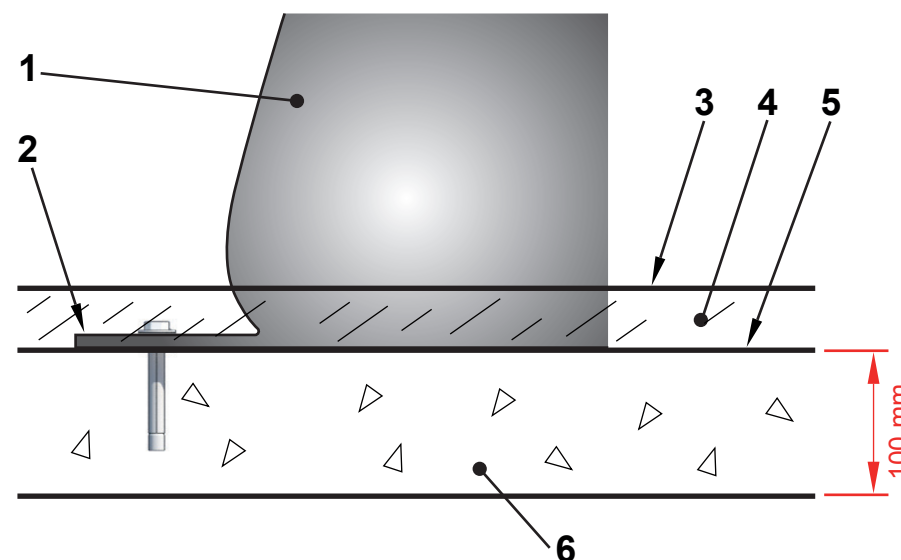
-Check: All fixing points. Screws and bolts must be periodically checked, then tightened and adjusted if necessary. The checking date must be annotated in order to establish a control.

Inspections.

-Routine Inspection: A visual and functional inspection must be carried out every 3 months in order to check that the module has suffered no harm due to vandalism or mishandling.

-Yearly Inspection: A full inspection of the entire installation must be done to check that it keeps all norm standards and has suffered no alterations.

Anchoring detail



1 Animal.
2 Tab.
3 Playing surface.

4 Rubber.
5 Foundation's upper layer.
6 Foundation.