



The Killer Whale (age 3-12 years)

Ref. KZM1003

Last check, oct./2019

Page. 1/3

EN-1176-1:2009



SERIE
ANIMALS
SERIES

special projects

Technical Information:

Animal: Build in polyester painted by mass, with gel-coat of predominant colour and anti-graffiti treatment.

Structure: Internal build in galvanized steel pipe.

Surface: Stepable zone realized in high resistance continuous wet-pour rubber surfacing (EPDM).

Slide: Made of fiberglass reinforced polyester.

Fasteners: Zinc-plated steel.

Anchoring: fixings in polyester with glass fiber reinforcement for screwing on concrete slab.



C/ Foia, 13
P.I. Alquería
de Moret
46210 Picanya
(Valencia)



+34 963 313 677



kiwi@kiwipw.com



kiwiplaygrounds.com

The company reserves
the right to perform
any modification or
change in their products.



MULTIGAMES THEMED AREAS



The Killer Whale (age 3-12 years)

Ref. KZM1003

Last check, oct./2019

Page. 2/3

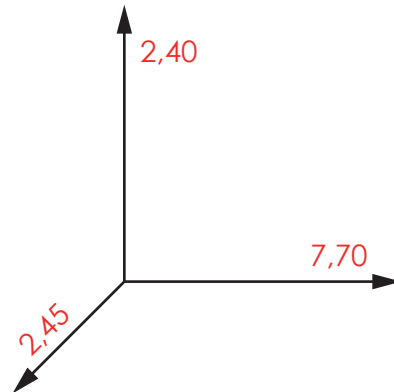
EN-1176-1:2009



SERIE
ANiMALS
SERIES

special projects

Maximum dimensions (m.)



Technical data:

Assembly: 4 pers. 4 hours.

Total high: 2,40 m.

Free fall height: 1,50 m.

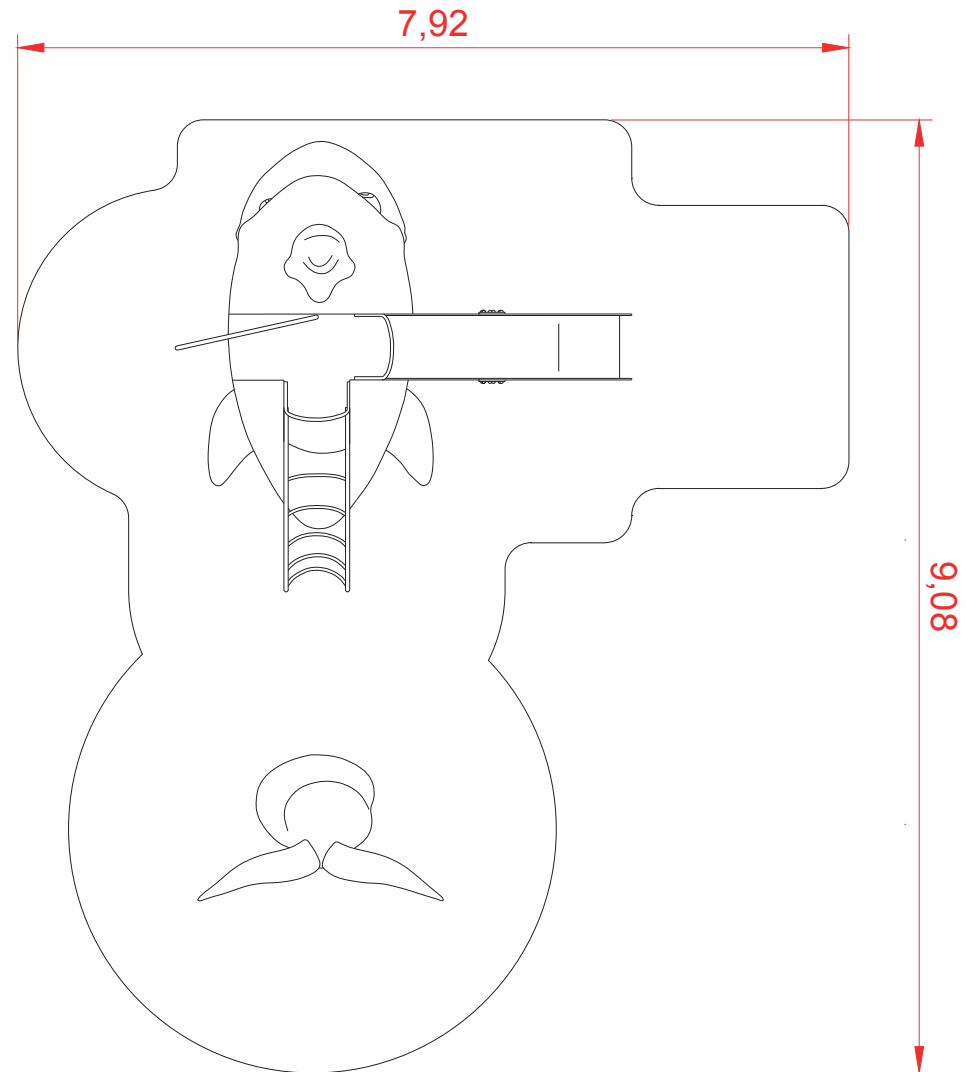
Dimensions: 7,70 x 2,45 x h2,4 m.

Safety area: 72 m²

Biggest element dimensions: 3,40 m.

Spare parts disponibility: 3 years.

Total safety area: 72 m²



Note

The separation and orientation of the two elements, head, and body, may vary, as long as the necessary security areas of each element do not conflict. Consult possible alternatives.



C/ Foia, 13
P.I. Alqueria
de Moret
46210 Picanya
(Valencia)



+34 963 313 677



kiwi@kiwipw.com



kiwiplaygrounds.com

The company reserves
the right to perform
any modification or
change in their products.

MULTIGAMES THEMED AREAS



The Killer Whale (age 3-12 years)

Ref. KZM1003

Last check, oct./2019

Page. 3/3

EN-1176-1:2009



SERIE
ANiMALS
SERIES

special projects



C/ Foia, 13
P.I. Alqueria
de Moret
46210 Picanya
(Valencia)



+34 963 313 677



kiwi@kiwipw.com




kiwiplaygrounds.com

The company reserves
the right to perform
any modification or
change in their products.



Foundation dimensions for a straight distribution
of the elements.
For other distributions, consult us.



Installation.

Anchored to the floor with expansion bolts. Finished with compacted material coating either continuous wet-pour rubber surfacing or rubber tiles.

Maintenance.

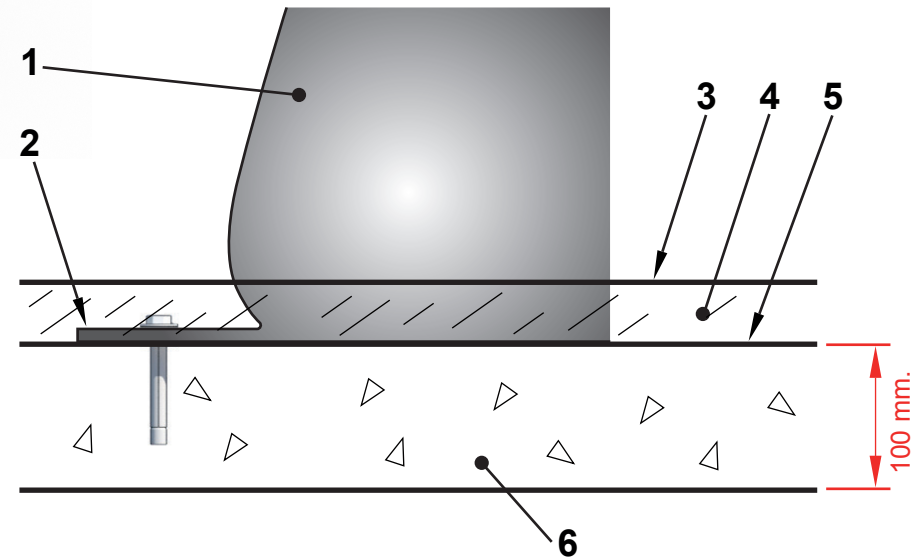
-Check: All fixing points. Screws and bolts must be periodically checked, then tightened and adjusted if necessary. The checking date must be annotated in order to establish a control.

Inspections.

-Routine Inspection: A visual and functional inspection must be carried out every 3 months in order to check that the module has suffered no harm due to vandalism or mishandling.

-Yearly Inspection: A full inspection of the entire installation must be done to check that it keeps all norm standards and has suffered no alterations.

Anchoring detail



1 Animal.
2 Tab.
3 Playing surface.

4 Rubber.
5 Foundation's upper layer.
6 Foundation.

MULTIGAMES THEMED AREAS