




# Fireman's pole

Ref. KP4013


Last check 07/03/2016

Pag. 1/2

EN-1176-1:2009



Installation example



ACCESSORIES



# Fireman's pole

Ref. KP4013

Last check 07/03/2016

Pag. 2/2

EN-1176-1:2009



## Technical information.

**Materials:** Manufactured in Ø40 mm. curved tubular steel. Welded to anchor plate.

**Finishes:** Baked paint in various colors.

**Installation:** Anchored to the playground with 4 screws.

## Technical data.

**Assembly:** 2 pers.

**Weight:** 40 Kg.

**Total height:** 2,8 m.

**Free fall height:** 1,50 m.

**Dimensions:** 2,8 x 1,04 m.

## For further information.

Contact us.

KIWI PLAYGROUNDS & WOODS.

C/ Foia, 13 P.I. Alqueria de Moret

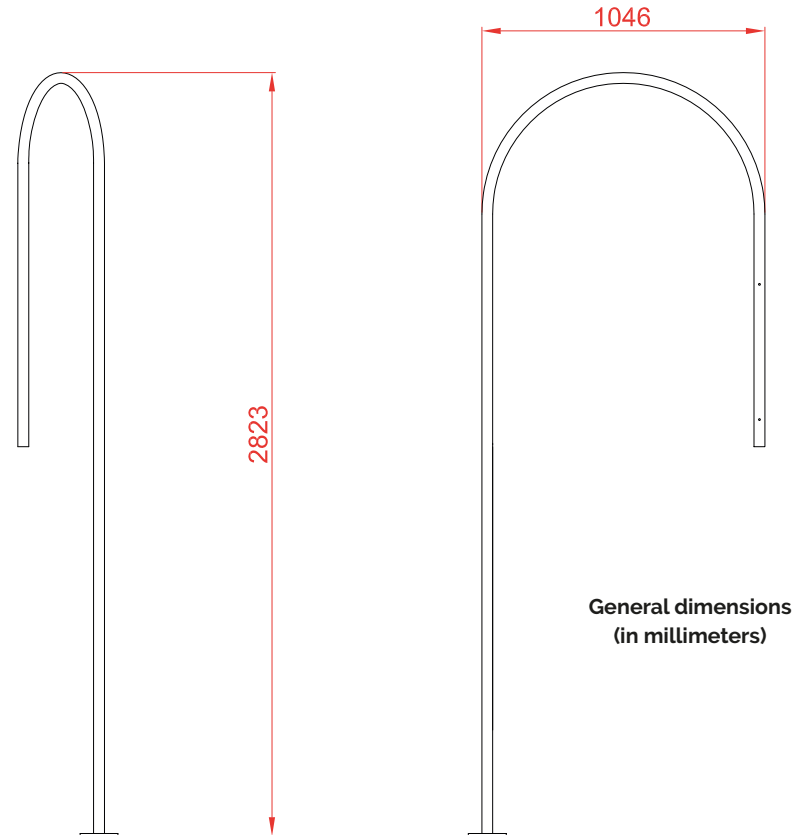
46210 Picanya (Valencia)

Tel. +34 963 313 677

E-mail: [kiwi@kiwipw.com](mailto:kiwi@kiwipw.com)

Web: [www.kiwipw.com](http://www.kiwipw.com)

The company reserves its right to apply any modifications or changes to their products.



## Installation.

- Anchoring to the floor with 4 expansion bolts. Finished with compacted material coating either continuous wet-pour rubber surfacing or rubber tiles.

## Maintenance.

- Check: All fixing points, screws and bolts must be periodically checked and they will be tightened and adjusted again if necessary. The checking date must be annotated in order to establish a control.

## Inspections.

- Routine Inspection: A visual and functional inspection must be carried out every 3 months in order to check that the module has not suffered any harm due to vandalism or mishandling.

- Yearly Inspection: A full inspection of the installation as a whole must be done in order to check that it keeps all norm standards and that it has not suffered any alterations.

ACCESSORIES