
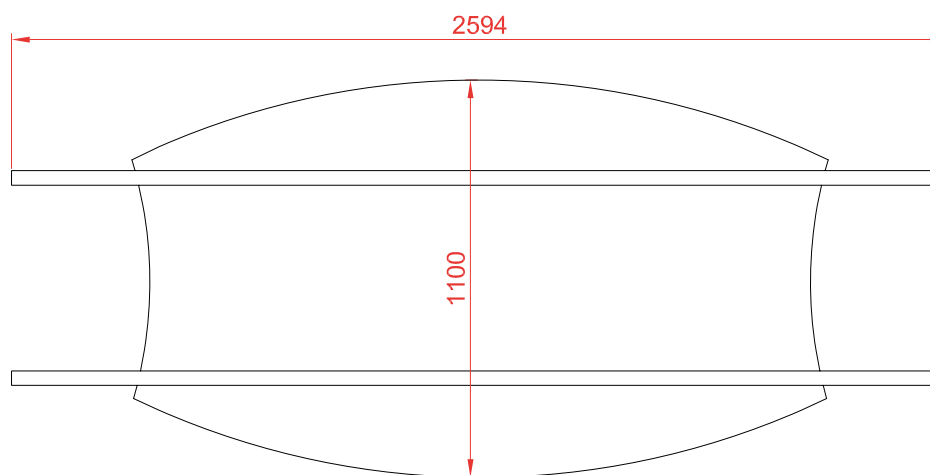
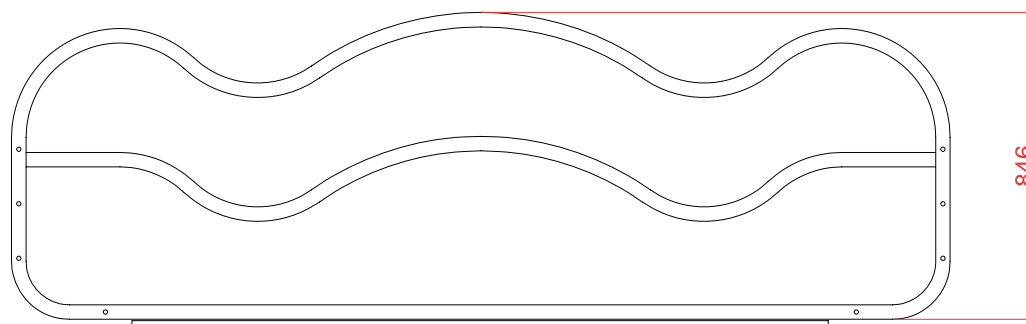


Installation example





General dimensions
(in millimeters)

Technical information.

Materials: Manufactured in Ø40 mm. curved tubular steel.

Finishes: Baked paint in various colors.

Surface: Made in wisa-multifloor plywood.

Installation: Anchored to the playground with 6 screws.

Technical data.

Assembly: 2 pers.

Weight: 100 Kg.

Total height: 0,85 m.

Free fall height: 1,50 m.

Dimensions: 2,59 x 1,1 m.

For further information.

Contact us.

KIWI PLAYGROUNDS & WOODS.

C/ Foia, 13 P.I. Alqueria de Moret

46210 Picanya (Valencia)

Tel. +34 963 313 677

E-mail: kiwi@kiwipw.com

Web: www.kiwipw.com

The company reserves its right to apply any modifications or changes to their products.

Maintenance.

- Check: All fixing points, screws and bolts must be periodically checked and they will be tightened and adjusted again if necessary. The checking date must be annotated in order to establish a control.

Inspections.

- Routine Inspection: A visual and functional inspection must be carried out every 3 months in order to check that the module has not suffered any harm due to vandalism or mishandling.

- Yearly Inspection: A full inspection of the installation as a whole must be done in order to check that it keeps all norm standards and that it has not suffered any alterations.